

SOUTHWEST

TENNESSEE COMMUNITY COLLEGE

P.O. Box 780 • Memphis, TN 38101-0780 • (901) 333-5000 • www.southwest.tn.edu

Office of Institutional Research

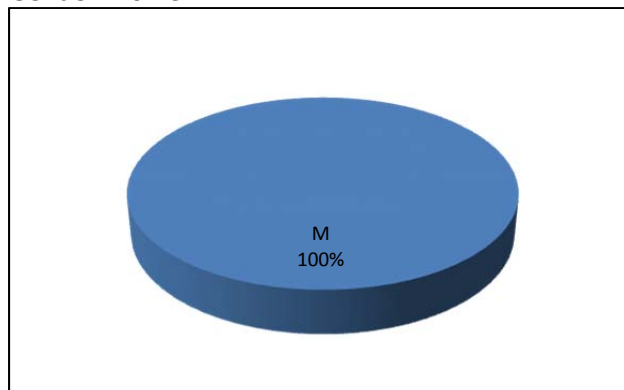
Quality Assurance Certificate Profile

09.15.0702.00

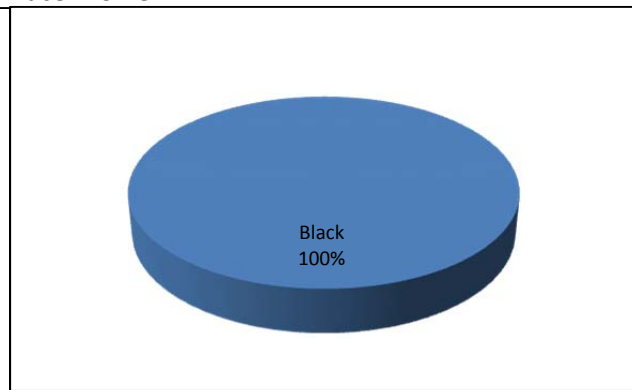
Fall 2015 Enrollment Profile

| Headcount | FTE | Females | Males | Black | White | Hispanic | Other Race | Race Unknown |
|-----------|------|---------|-------|-------|-------|----------|------------|--------------|
| 1 | 0.20 | 0 | 1 | 1 | 0 | 0 | 0 | 0 |

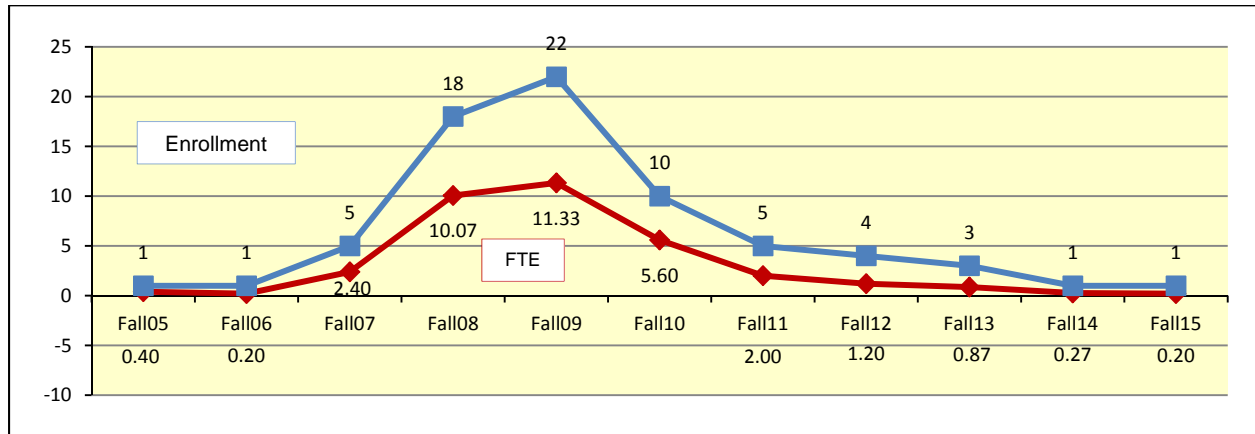
Gender Profile



Race Profile



Fall Enrollment Trend



Certificates Awarded

| Quality Assurance | 2005-06 | 2006-07 | 2007-08 | 2008-09 | 2009-10 | 2010-11 | 2011-12 | 2012-13 | 2013-14 | 2014-15 |
|-------------------|----------|-----------|-----------|-----------|----------|----------|----------|----------|----------|----------|
| Female | | 2 | 1 | | 3 | 1 | 4 | | 1 | |
| Male | | 10 | 10 | 10 | 4 | 7 | 4 | | 1 | |
| Total | 0 | 12 | 11 | 10 | 7 | 7 | 8 | 0 | 2 | 0 |